



The Kalupur Commercial Co-op. Bank Ltd.


SINCE : 1970

Multi State Scheduled Bank

"Kalupur Bank Bhavan", Near IncomeTax Circle, Ashram Road, Ahmedabad - 380014


User Manual - Online REKYC for Retail Customers

1. Open bank's official website i.e. www.kalupurbank.com in browser (Firefox/Chrome/etc.). Select Re-KYC from top-right menu and click login or you can directly arrive at login page by using [URL](#)



2. You will be re-directed **Re-KYC login page**

Re-KYC



The Kalupur Commercial Co-op. Bank Ltd.
SINCE : 1970 Multi State Scheduled Bank

CUSTOMER ID

KYC Document

-Please select-

Document Number


CAPTCHA : 22 + 16

Continue

© 2022 The Kalupur Commercial Co - Operative Bank Ltd.

Application Version 1.0

3. Enter your Customer Id (8 digit number available on Passbook), select one of the KYC document which is already submitted to bank and enter document number in document number field, if you don't have any KYC document, select "No KYC Document" option and enter your date of birth and registered mobile number submitted to the bank, enter CAPTCHA and click "Continue" button.
4. If entered details match with details provided to the bank, OTP will be sent to registered mobile number and you will be redirected to OTP verification page



The Kalupur Commercial Co-op. Bank Ltd.
SINCE 1970
Multi State Scheduled Bank

Enter OTP sent on XXXXXX1211 :

Enter OTP

Verify OTP

Go Back

Do not Reload this page
Do not press browser back button

5. Enter six digit OTP received on registered mobile number and click "Verify OTP" button, You will be redirected to following screen.

Check your detail below

Name	XXXXXXXXXXXX
Mobile	999XXX211
Email	xxxxx*****@gmail.com
Profession	Employed
Annual Income	9999999
Annual Turnover	
PAN	XX*999Y
AADHAR	*****1111
Mailing Address	1508 XXXXXX XXX XXXX XXXX
<input type="checkbox"/> I self-declare that the detail provided by me are my own and correct and give consent to use them for the purpose of KYC check with respective authority.	
<div style="display: inline-block; background-color: #00a65a; color: white; padding: 5px 15px; margin: 5px;">CONFIRM</div> <div style="display: inline-block; background-color: #00a65a; color: white; padding: 5px 15px; margin: 5px; margin-left: 10px;">CHANGE</div>	

6. If there is no change in the details, tick mark self declaration and click "CONFIRM" button, OTP will be sent to registered mobile number, enter OTP and click "Verify OTP" button, Your Re-KYC process will be completed and you will be automatically logout from application and your request will be processed within 24 hours.

Enter OTP sent on XXXXXX1211 X	
<div>OTP : <input type="text"/></div>	
<div>Verify OTP</div> <div>Resend OTP</div>	<p>Note : You can resend OTP only 3 times</p>

7. In case you want to change any detail, click on "CHANGE" button and you will be redirected to following screen.

Name	XXX XXX XXXXX			
Profession	Employed <input type="button" value="v"/>			
Annual Income	<input type="text" value="999999"/>			
Annual Turnover	<input type="text"/>			
Current Mailing Address	1508 XXX XXXX XXX XXXX			
New Mailing Address	<input type="text" value="New Address line 1"/>	<input type="text" value="New Address line 2"/>	<input type="text" value="New Address line 3"/>	<input type="text" value="Zip Code"/>
Mailing address Document Type	-Driving License- <input type="button" value="v"/>			
Document Number	<input type="text"/>			
Document Expiry Date :	<input type="text" value="DD/MM/YYYY"/>			
Mailing address proof	Doc Front : <input type="button" value="Browse..."/> No file selected.		Doc Back : <input type="button" value="Browse..."/> No file selected.	
<input type="checkbox"/> I self-declare that the detail provided by me are my own and correct and give consent to use them for the purpose of KYC check with respective authority.				
<div>CONFIRM</div>				

8. You can change profession, annual income, annual turnover and mailing / permanent address. Expected annual income shall be more than INR 10000, in case of minor / student / housewife, income of guardian/husband can be mentioned. Expected annual turnover is mandatory in case of self employed. You can also submit your email address, PAN and Aadhaar. After updating required information, if any, tick mark self declaration and click "CONFIRM", OTP will be sent to registered mobile number, enter OTP and click "Verify OTP" button. Your Re-KYC change request will be placed successfully and unique reference number will be sent to your registered mobile number through SMS and you will be automatically logout from application.
9. In case of change in address details or PAN or Aadhaar, your request will be processed within 15 working days.